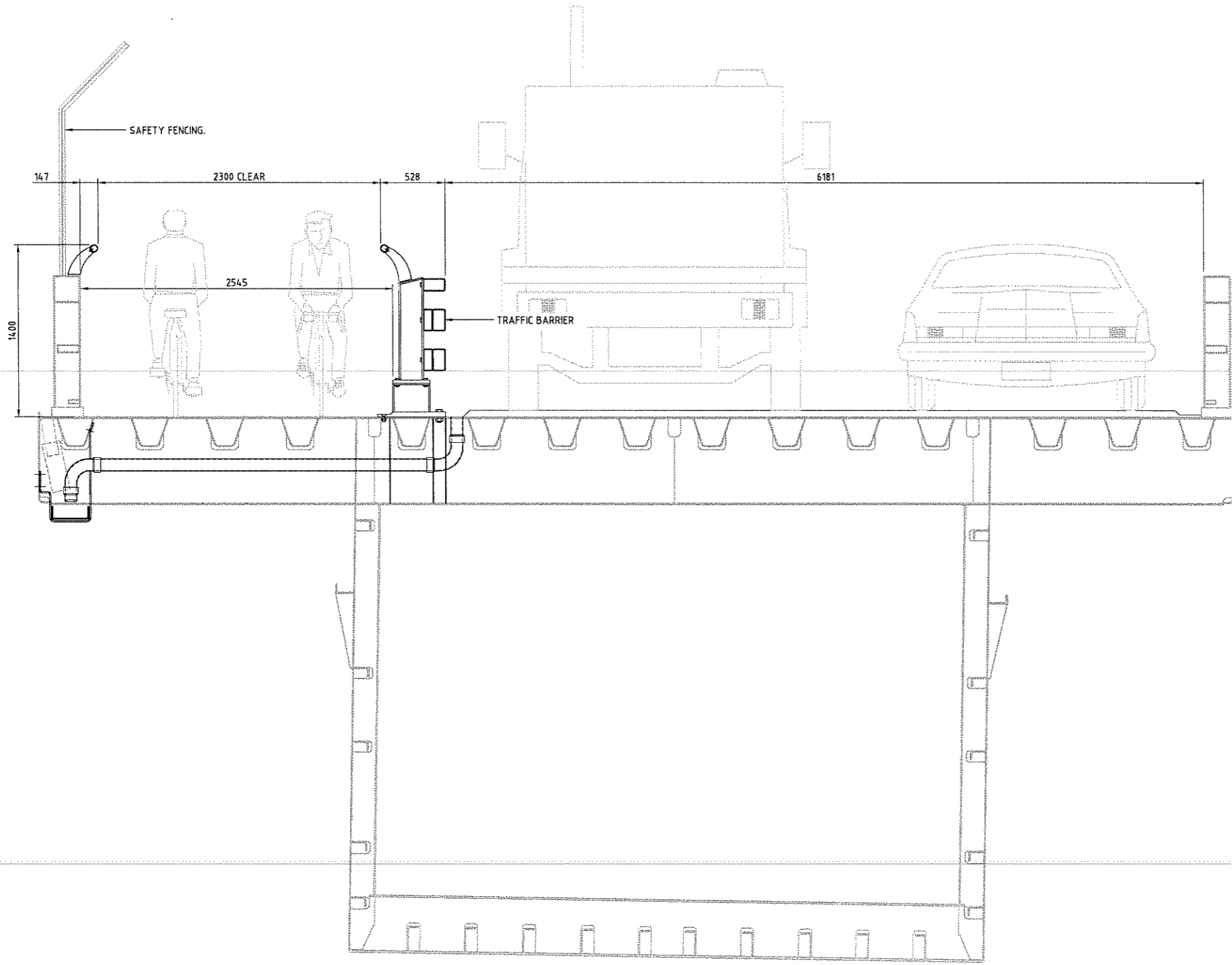


NOTES:

- 1. ALL DIMENSIONS ARE IN MILLIMETERS, UNO.



1 ELEVATION ON NEW FOOTWAY / CYCLEWAY OPTION
- 120

No.	Revision	By	Chk	Appd	Date
A	PRELIMINARY DRAFT FOR INFORMATION	PN			15.04.08

Drawing Originator:
BECA Engineers ■ Planners ■ Managers

Original Scale (A1)	120	Design	UB	APR '08	Approved For Construction*
Reduced Scale (A3)	140	Drawn	PN	APR '08	
		Dwg Check*			Date
		Dwg Check*			

* Refer to Revision 1 for Original Signatures



Client:
 Project: **AUCKLAND HARBOUR BRIDGE EXTENSION BRIDGE STRENGTHENING DETAILED DESIGN**

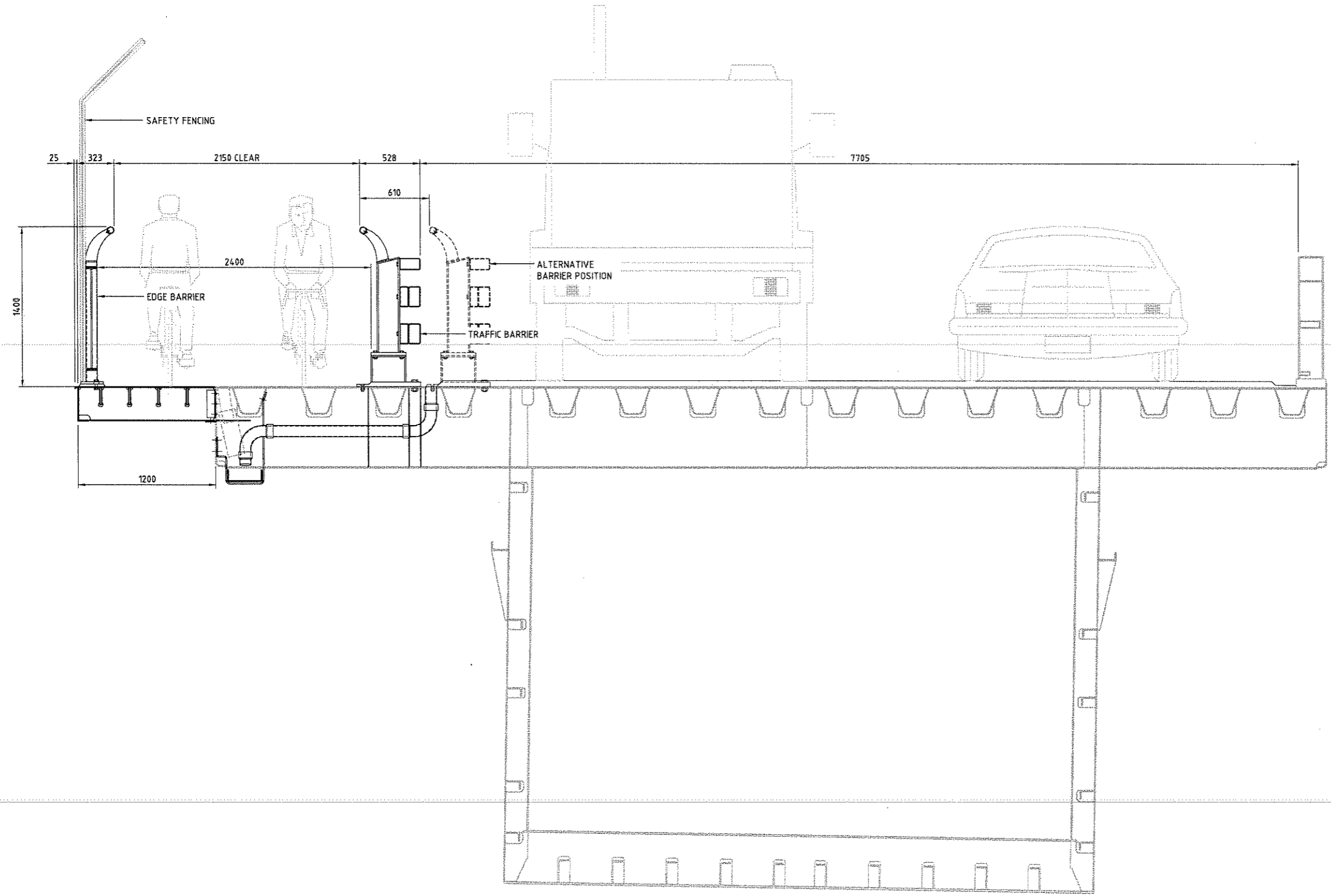
Title: **FOOTWAY / CYCLEWAY GENERAL ARRANGEMENT OPTION 1A - NO DECK WIDENING**

FOR INFORMATION NOT FOR CONSTRUCTION

Discipline	STRUCTURAL
Drawing No.	3910407-S-601
Rev.	A

NOTES:

- 1. ALL DIMENSIONS ARE IN MILLIMETERS, UNO.



1 ELEVATION ON NEW FOOTWAY / CYCLEWAY OPTION
1:20

**FOR INFORMATION
NOT FOR CONSTRUCTION**

No.	Revision	By	Chk	Appd	Date
A	PRELIMINARY DRAFT FOR INFORMATION	PN			15.04.08

Drawing Originator:
BECA Engineers ■ Planners ■ Managers

Original Scale (A1) 1:20	Design IJB	Drawn PN	APR '08	Approved For Construction*
Reduced Scale (A3) 1:40	Dwg Check*			Date
* Refer to Revision 1 for Original Signatures				



Client:
TRANSIT NEW ZEALAND

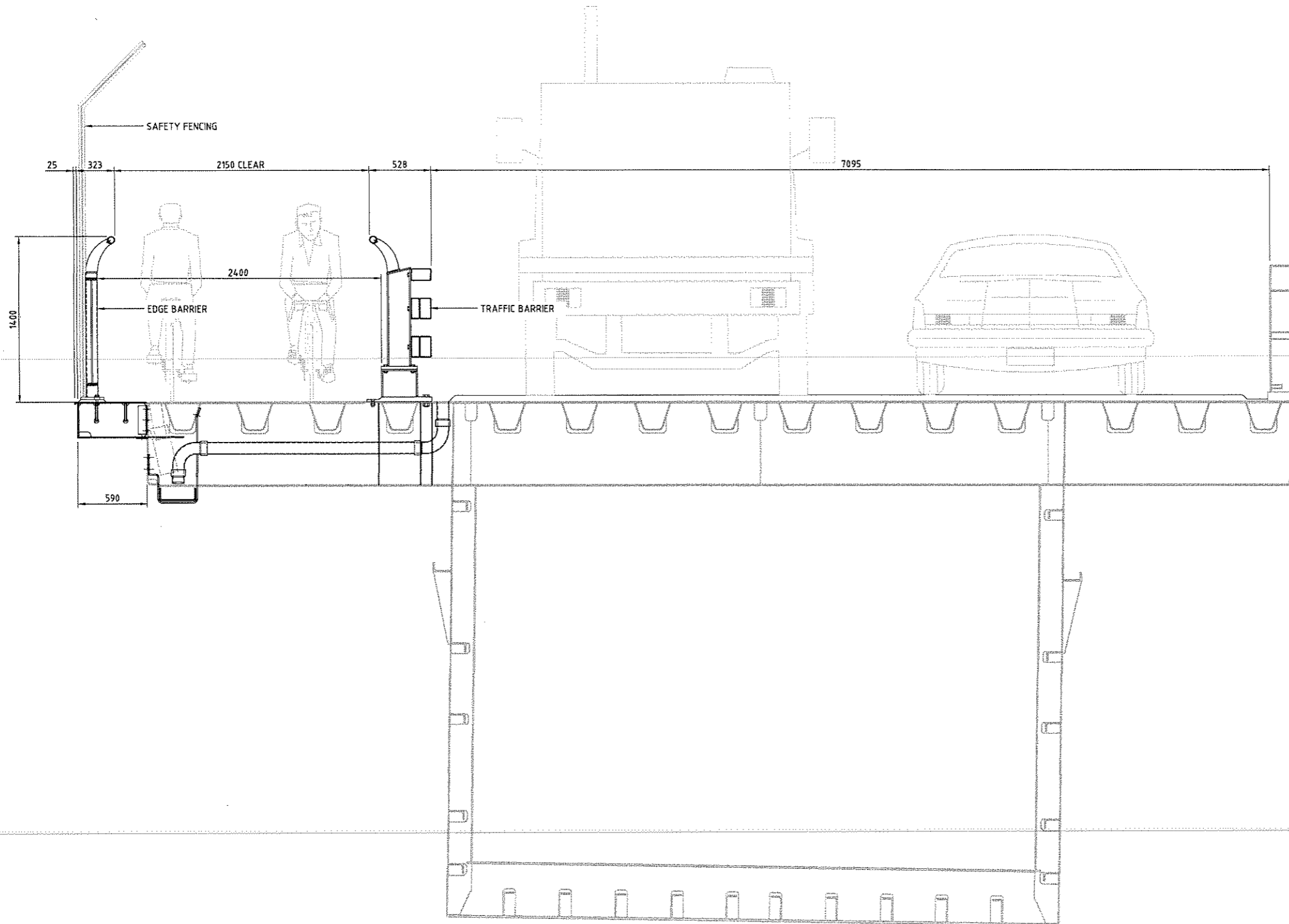
Project: AUCKLAND HARBOUR BRIDGE
EXTENSION BRIDGE STRENGTHENING
DETAILED DESIGN

Title: FOOTWAY / CYCLEWAY
GENERAL ARRANGEMENT
OPTION 2A - FULL DECK WIDENING

Discipline	STRUCTURAL
Drawing No.	3910407-S-602
Rev.	A

NOTES:


1. ALL DIMENSIONS ARE IN MILLIMETERS, UNO.



1 ELEVATION ON NEW FOOTWAY / CYCLEWAY OPTION
1:20

**FOR INFORMATION
NOT FOR CONSTRUCTION**

No.	Revision	By	Chk	Appd	Date
A	PRELIMINARY DRAFT FOR INFORMATION	PN			15.04.08

Drawing Originator:
 **BECO** Engineers • Planners • Managers

Original Scale (A1)	1:20	Design	UB	APR 08	Approved For Construction*
Reduced Scale (A3)	1:40	Drawn	PN	APR 08	
		Dwg Check*			Date
		Dwg Check*			

* Refer to Revision 1 for Original Signatures



Client:
 Project: **AUCKLAND HARBOUR BRIDGE
EXTENSION BRIDGE STRENGTHENING
DETAILED DESIGN**

Title: **FOOTWAY / CYCLEWAY
GENERAL ARRANGEMENT
OPTION 2B - PARTIAL DECK WIDENING**

Discipline	STRUCTURAL
Drawing No.	3910407-S-603
Rev.	A